

[www.conti-moto.com](http://www.conti-moto.com)

Copyright © 2012 Continental Reifen Deutschland GmbH. All rights reserved. Printed in Germany

# Motorcycle Tires & Scooter Tires

Delivery Range 2012





Continuous Compound-Technology:  
 Makes it possible to use a homogenous grip grading with a single compound thanks to temperature controlled curing of the tire during the production process.

- Shoulder area, flexible →Grip
- Central tread area, wear resistant →Mileage
- Continuous transition



- Traction Skin, a revolutionary new micro-rough tread surface, virtually puts an end to tire break-in. This is possible due to a new mold coating technology which eliminates the need for tire-release agents.



- 0° steel-belted construction guarantees excellent stability at high speeds

**BLACK CHILI**  
 COMPOUND



- Black Chili Compound for quick warm up, short braking distance and excellent grip on wet and dry roads

**Content** ..... **Page**

**Motorcycle Tires**

**ContiRaceAttack Slick** ..... 4  
**ContiRaceAttack Rain** ..... 5  
**ContiRaceAttack Comp.**..... 6  
**ContiRaceAttack Comp. Endurance** ..... 7

**ContiSportAttack 2** ..... 8  
**ContiSportAttack** ..... 9  
**ContiRoadAttack 2** ..... 10  
**ContiRoadAttack** ..... 12  
**ContiMotion** ..... 13


**ContiAttack SM** ..... 14  
**ContiTwist SM / Sport SM.** ..... 15

**ContiGo!** ..... 16  
**ContiGo! (small commuter bike)** ..... 17  
**ContiMilestone.** ..... 18  
**ContiMilestone WW.** ..... 19  
**TKV 11 / TKV 12.** ..... 20  
**RB 2 / K 112.** ..... 21

**ContiTrailAttack.** ..... 22  
**ContiEscape.** ..... 23  
**TKC 80** ..... 24  
**ContiGeländeSport** ..... 25

**Scooter Tires**

**ContiTwist** ..... 26  
**ContiTwist Sport** ..... 27  
**ContiTwist Race** ..... 27  
**ContiScooty** ..... 28  
**ContiTraily** ..... 28  
**ContiClassic** ..... 28  
**LB · LB WW** ..... 29  
**K 62 · K 62 WW** ..... 30  
**KKS 10 · KKS 10 WW** ..... 31



**BLACKCHILI**  
COMPOUND



**BLACKCHILI**  
COMPOUND

### **Slicks for racing and track days (NHS).**

- Revolutionary front tire technology, for transparent feedback during braking for corners
- High lateral grip from the Black Chili compound makes extreme g-forces possible at maximum lean angles
- Unique rear tire design gives maximum contact patch for better traction during acceleration
- Continuous Compound Technology ensures high mileage, for endurance racing or track days

#### Size

##### Front wheel

|                 |    |        |
|-----------------|----|--------|
| 120/70 R 17 NHS | TL | Soft   |
| 120/70 R 17 NHS | TL | Medium |

##### Rear wheel

|                 |    |           |
|-----------------|----|-----------|
| 160/60 R 17 NHS | TL | Soft      |
| 160/60 R 17 NHS | TL | Medium    |
| 160/60 R 17 NHS | TL | Endurance |
| 180/55 R 17 NHS | TL | Soft      |
| 180/55 R 17 NHS | TL | Medium    |
| 180/55 R 17 NHS | TL | Endurance |
| 190/60 R 17 NHS | TL | Soft      |
| 190/60 R 17 NHS | TL | Medium    |
| 190/60 R 17 NHS | TL | Endurance |

### **Competition rain tire (NHS).**

- Innovative pattern design to ensure optimal water clearance and high grip in extreme wet track conditions
- Controllable ride with high feedback characteristics providing excellent traction even under hard riding conditions due to a state-of-the-art racing rain compound

#### Size

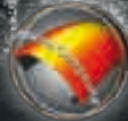
##### Front wheel

|                 |    |
|-----------------|----|
| 120/70 R 17 NHS | TL |
|-----------------|----|

##### Rear wheel

|                 |    |
|-----------------|----|
| 180/55 R 17 NHS | TL |
| 190/55 R 17 NHS | TL |





**BLACKCHILI**  
COMPOUND



**NEW**



**STREET LEGAL**



**BLACKCHILI**  
COMPOUND



### High performance tire for the race track.

- High performance race tire available in various compounds for the perfect adaptation to different conditions
- Continuous Compound Technology ensures high mileage, for endurance racing or track days

#### Size

##### Front wheel

|                  |        |    |           |
|------------------|--------|----|-----------|
| 120/70 ZR 17 M/C | 58 W   | TL | Soft      |
| 120/70 ZR 17 M/C | 58 W   | TL | Medium    |
| 120/70 ZR 17 M/C | (58 W) | TL | Endurance |

##### Rear wheel

|                  |        |    |             |
|------------------|--------|----|-------------|
| 160/60 ZR 17 M/C | 69 W   | TL | Soft        |
| 160/60 ZR 17 M/C | 69 W   | TL | Medium      |
| 160/60 ZR 17 M/C | (69 W) | TL | Endurance   |
| 180/55 ZR 17 M/C | 73 W   | TL | Soft        |
| 180/55 ZR 17 M/C | 73 W   | TL | Medium      |
| 180/55 ZR 17 M/C | (73 W) | TL | Endurance   |
| 180/60 ZR 17 M/C | 75 W   | TL | Soft *      |
| 180/60 ZR 17 M/C | 75 W   | TL | Medium *    |
| 180/60 ZR 17 M/C | (75 W) | TL | Endurance * |
| 190/50 ZR 17 M/C | (73 W) | TL | Endurance   |
| 190/55 ZR 17 M/C | 75 W   | TL | Soft        |
| 190/55 ZR 17 M/C | 75 W   | TL | Medium      |
| 190/55 ZR 17 M/C | (75 W) | TL | Endurance   |

\* in preparation

### Street race tire: Translates race performance to the road.

- Real high performance race tire for street legal use
- Developed on the racetrack to give race performance in a road tire
- Used in worldwide Endurance Racing
- Precise handling with an increased footprint at extreme lean angles for more grip in corners due to an optimized front tire contour
- 0°-steel belt construction on the front and rear for higher stability and feedback when braking and accelerating out of corners
- Tread pattern adapted from the Attack-family with a increasing slick area in the shoulder for more control and grip

#### Size


##### Front wheel

|                  |        |    |           |
|------------------|--------|----|-----------|
| 120/70 ZR 17 M/C | (58 W) | TL | Endurance |
|------------------|--------|----|-----------|

##### Rear wheel

|                  |        |    |             |
|------------------|--------|----|-------------|
| 160/60 ZR 17 M/C | (69 W) | TL | Endurance   |
| 180/55 ZR 17 M/C | (73 W) | TL | Endurance   |
| 180/60 ZR 17 M/C | (75 W) | TL | Endurance * |
| 190/50 ZR 17 M/C | (73 W) | TL | Endurance   |
| 190/55 ZR 17 M/C | (75 W) | TL | Endurance   |

\* in preparation



**NEW**Traction  
Skin

### Advanced high performance Supersport tire for street usage.

- Extraordinary light and precise handling with outstanding grip and curve stability.
- Exceptional control of riding performance and optimal feedback in the limit range.
- Special construction on the front and rear wheel for higher stability and feedback when braking into and accelerating out of curves.
- Good cold grip and quick tire warm-up through a newly developed Black Chili tread compound, specially designed for performance orientated riders.
- Continuous Compound Technology ensures high mileage and maximum grip in extreme lean angles.
- Traction Skin provides an extremely safe and short tire break-in. This is possible due to the revolutionary raw tread surface, which is the result of a new mold coating technology which eliminates the need for tire-release agents.
- Original equipment on the all new BMW S 1000 RR 2012

#### Size

##### Front wheel

|                              |
|------------------------------|
| 110/70 ZR 17 M/C (54 W) TL   |
| 120/60 ZR 17 M/C (55 W) TL   |
| 120/70 ZR 17 M/C (58 W) TL   |
| 120/70 ZR 17 M/C (58 W) TL K |

##### Rear wheel

|                              |
|------------------------------|
| 150/60 ZR 17 M/C (66 W) TL   |
| 160/60 ZR 17 M/C (69 W) TL   |
| 180/55 ZR 17 M/C (73 W) TL   |
| 180/55 ZR 17 M/C (73 W) TL C |
| 180/55 ZR 17 M/C (73 W) TL H |
| 190/50 ZR 17 M/C (73 W) TL   |
| 190/50 ZR 17 M/C (73 W) TL C |
| 190/50 ZR 17 M/C (73 W) TL K |
| 190/55 ZR 17 M/C (75 W) TL   |

### Supersports street tire, also at home on the race track.

- 0° steel-belted construction, front and rear, guarantees excellent stability at high speeds
- Excellent grip in the dry, and also in the wet. Very short warm-up phase thanks to the "Black Chili" compound
- Good control when braking for corners
- Well defined and wide breakaway characteristics at maximum lean angle
- Cutting-edge design for the tread pattern, perfect for modern sports bikes
- Continuous Compound Technology ensures high mileage, for endurance racing or track days
- Original equipment BMW and KTM

#### Size

##### Front wheel

|                              |
|------------------------------|
| 130/70 ZR 16 M/C (61 W) TL   |
| 110/70 ZR 17 M/C (54 W) TL   |
| 120/60 ZR 17 M/C (55 W) TL   |
| 120/70 ZR 17 M/C (58 W) TL   |
| 120/70 ZR 17 M/C (58 W) TL K |

##### Rear wheel

|                                |
|--------------------------------|
| 150/60 ZR 17 M/C (66 W) TL     |
| 160/60 ZR 17 M/C (69 W) TL     |
| 180/55 ZR 17 M/C (73 W) TL     |
| 180/55 ZR 17 M/C (73 W) TL C   |
| 180/55 ZR 17 M/C (73 W) TL H * |
| 190/50 ZR 17 M/C (73 W) TL     |
| 190/50 ZR 17 M/C (73 W) TL C   |
| 190/50 ZR 17 M/C (73 W) TL K   |
| 190/55 ZR 17 M/C (75 W) TL     |
| 190/55 ZR 17 M/C (75 W) TL C   |

\* not to be continued

**NEW****ContiRoad **ATTACK 2*****ready 2 ride*Traction  
Skin**Our Masterpiece in Sport-Touring.**

Revolutionary new-to-the-market technologies to realize Continental's new level of grip, safety and dynamics in the radial sport-touring segment.

- **Traction Skin**, the revolutionary micro-roughness of the tread optimizes the mechanical adhesion and realizes the safest, fastest running-in time in the market
- **Continuous Compound Technology** improves mileage by wear resistant central tread area and safety in curves by higher grip in shoulder area\*
- **Dynamic-Ride-Technology** improves handling and control of your bike by using patented steel cord construction and a unique contour\*
- **Black Chili Compound** for quick warm up, short braking distance and excellent grip on wet and dry roads
- Original equipment BMW

**Ready 2 Ride!**

## Size

## Front wheel

|                  |        |   |       |
|------------------|--------|---|-------|
| 110/70 ZR 17 M/C | 54     | W | TL    |
| 120/60 ZR 17 M/C | (55 W) |   | TL    |
| 120/70 ZR 17 M/C | (58 W) |   | TL    |
| 120/70 ZR 17 M/C | (58 W) |   | TL C  |
| 120/70 ZR 17 M/C | (58 W) |   | TL GT |
| 100/90 R 18 M/C  | 56     | H | TL    |
| 110/80 ZR 18 M/C | (58 W) |   | TL    |
| 110/80 ZR 18 M/C | (58 W) |   | TL C  |
| 120/70 ZR 18 M/C | (59 W) |   | TL    |
| 110/80 R 19 M/C  | 59     | V | TL ** |

## Rear wheel

|                  |        |   |             |
|------------------|--------|---|-------------|
| 150/70 R 17 M/C  | 69     | V | TL **       |
| 150/70 ZR 17 M/C | 69     | W | TL          |
| 160/60 ZR 17 M/C | (69 W) |   | TL          |
| 170/60 ZR 17 M/C | (72 W) |   | TL          |
| 180/55 ZR 17 M/C | (73 W) |   | TL          |
| 180/55 ZR 17 M/C | (73 W) |   | TL C, H, GT |
| 190/50 ZR 17 M/C | (73 W) |   | TL          |
| 190/55 ZR 17 M/C | (75 W) |   | TL          |
| 190/55 ZR 17 M/C | (75 W) |   | TL C        |
| 130/80 R 18 M/C  | 66     | H | TL          |
| 130/80 R 18 M/C  | 66     | H | TL CR       |
| 150/65 ZR 18 M/C | 69     | H | TL          |
| 150/65 ZR 18 M/C | 69     | H | TL CR       |
| 160/60 ZR 18 M/C | (70 W) |   | TL          |

\* assertions are related to predecessor ContiRoadAttack

\*\* for street enduros

GT Easy handling and optimized tire life for heavy touring motorcycles

CR Classic Racing compound for even greater rear wheel grip on race tracks



**Zero degree steel-belted tire, with the performance of a sports tire and the longevity of a touring tire.**

- Modern compound for the contact patch delivers excellent grip on wet and dry roads for sports and all-year-round touring riders
- Very high degree of riding comfort and big safety reserves in the breakaway phase thanks to the carcass construction's 0° technology
- Light handling and balanced behaviour under varying conditions, thanks to the MCD (Multi Curvature Design) of the tire profile
- Original equipment Honda and BMW

## Size

## Front wheel

|                  |      |   |    |     |
|------------------|------|---|----|-----|
| 110/70 ZR 17 M/C | 54   | W | TL | **  |
| 120/60 ZR 17 M/C | (55) | W | TL |     |
| 120/70 ZR 17 M/C | (58) | W | TL |     |
| 120/70 ZR 17 M/C | (58) | W | TL | C** |
| 120/70 ZR 17 M/C | (58) | W | TL | Z   |
| 120/70 ZR 17 M/C | (58) | W | TL | H   |
| 110/80 ZR 18 M/C | 58   | W | TL | **  |
| 120/70 ZR 18 M/C | (59) | W | TL | **  |
| 110/80 R 19 M/C  | 59   | V | TL | *   |

## Rear wheel

|                  |      |   |    |     |
|------------------|------|---|----|-----|
| 150/70 R 17 M/C  | 69   | V | TL | *   |
| 150/70 ZR 17 M/C | 69   | W | TL | **  |
| 160/60 ZR 17 M/C | (69) | W | TL |     |
| 160/60 ZR 17 M/C | (69) | W | TL | H   |
| 170/60 ZR 17 M/C | (72) | W | TL | **  |
| 180/55 ZR 17 M/C | (73) | W | TL |     |
| 180/55 ZR 17 M/C | (73) | W | TL | C** |
| 190/50 ZR 17 M/C | (73) | W | TL |     |
| 160/60 ZR 18 M/C | (70) | W | TL | **  |

\* for street enduros

\*\* not to be continued

**New premium brand all – season Sport Touring radial for the price conscious rider.**

- Brand new concept radial for the entry level market
- Safe and reliable feedback on both dry and wet roads
- Value for money mileage due to new formulated polymers in the compound
- 0° Steel-belt construction on the rear for excellent stability and ride comfort

## Size

## Front wheel

|                  |      |   |    |   |
|------------------|------|---|----|---|
| 110/70 ZR 17 M/C | 54   | W | TL |   |
| 120/60 ZR 17 M/C | (55) | W | TL |   |
| 120/70 ZR 17 M/C | (58) | W | TL | Z |
| 130/70 R 18 M/C  | 63   | H | TL |   |

## Rear wheel

|                  |      |   |    |  |
|------------------|------|---|----|--|
| 160/80 R 16 M/C  | 75   | H | TL |  |
| 180/60 R 16 M/C  | 74   | H | TL |  |
| 150/70 ZR 17 M/C | 69   | W | TL |  |
| 160/60 ZR 17 M/C | (69) | W | TL |  |
| 170/60 ZR 17 M/C | (72) | W | TL |  |
| 180/55 ZR 17 M/C | (73) | W | TL |  |
| 190/50 ZR 17 M/C | (73) | W | TL |  |

**NEW**



Traction  
Skin



**New high performance street-legal supermoto tire.**

- Extraordinary light handling with outstanding grip and curve stability
- Exceptional control and optimal feedback in the limit range
- 0° steel belt construction for high stability and direct feedback when braking into and accelerating out of curves
- Excellent cold grip and quick tire warm-up with a newly developed Black Chili tread compound, specially designed for supermoto riding
- Proven Continuous Compound Technology ensures high mileage as well as maximum grip in extreme lean angles
- Traction Skin, the revolutionary new micro-rough tread surface, virtually puts an end to tire break-in. This is possible due to a new mold coating technology which eliminates the need for tire-release agents. Mount and ride!
- Original equipment KTM

Size

Front wheel

|                 |      |    |
|-----------------|------|----|
| 110/70 R 17 M/C | 54 H | TL |
| 120/70 R 17 M/C | 58 H | TL |

Rear wheel

|                 |      |    |
|-----------------|------|----|
| 150/60 R 17 M/C | 66 H | TL |
| 160/60 R 17 M/C | 69 H | TL |

**New sports tire for small supermotos and other motorcycles up to 250 cc.**

- Available in two different compounds for the street or street and track rider
- Very light handling and excellent cornering qualities thanks to a unique carcass contour
- Especially stable manners in corners and in a straight line thanks to the state-of-the-art carcass material
- Original equipment Yamaha and Motor Hispania

Size

Front wheel

|                 |      |             |
|-----------------|------|-------------|
| 100/80 - 17 M/C | 52 H | TL SM       |
| 100/80 - 17 M/C | 52 H | TL Sport SM |

Rear wheel

|                 |      |             |
|-----------------|------|-------------|
| 130/70 - 17 M/C | 62 H | TL SM       |
| 130/70 - 17 M/C | 62 H | TL Sport SM |







### ***New developed cross-ply tire for all-round use.***

- Perfect grip under all weather conditions for all-year-round use
- Excellent mileage due to up-to-date compound technology
- Innovative tread pattern design for even wear and good water dispersement
- Improved carcass construction for easy handling and high stability

#### Size

##### Front wheel

|                 |    |   |    |
|-----------------|----|---|----|
| 120/80 - 16 M/C | 60 | V | TL |
| 110/70 - 17 M/C | 54 | H | TL |
| 110/80 - 17 M/C | 57 | H | TL |
| 110/80 - 17 M/C | 57 | V | TL |
| 90/90 - 18 M/C  | 51 | H | TL |
| 100/90 - 18 M/C | 56 | H | TL |
| 100/90 - 18 M/C | 56 | V | TL |
| 110/80 - 18 M/C | 58 | V | TL |
| 110/90 - 18 M/C | 61 | H | TL |
| 3.25 - 19 M/C   | 54 | H | TL |
| 100/90 - 19 M/C | 57 | H | TL |
| 100/90 - 19 M/C | 57 | V | TL |
| 3.00 - 21 M/C   | 51 | H | TL |
| 90/90 - 21 M/C  | 54 | H | TL |

##### Rear wheel

|                 |    |   |    |
|-----------------|----|---|----|
| 130/90 - 16 M/C | 67 | H | TL |
| 130/90 - 16 M/C | 67 | V | TL |
| 130/70 - 17 M/C | 62 | H | TL |
| 130/80 - 17 M/C | 65 | H | TL |
| 130/90 - 17 M/C | 68 | H | TL |
| 130/90 - 17 M/C | 68 | V | TL |
| 140/80 - 17 M/C | 69 | V | TL |
| 4.00 - 18 M/C   | 64 | H | TL |
| 110/90 - 18 M/C | 61 | H | TL |
| 120/90 - 18 M/C | 65 | H | TL |
| 120/90 - 18 M/C | 65 | V | TL |
| 130/70 - 18 M/C | 63 | H | TL |
| 130/80 - 18 M/C | 66 | V | TL |
| 150/70 - 18 M/C | 70 | V | TL |

### ***City tire for light motor bikes.***

- High mileage and very good grip in all weather and road conditions, thanks to its modern tread compound
- Innovative tread pattern design for even wear and a modern look
- Original equipment Honda

#### Size

|                 |    |   |      |
|-----------------|----|---|------|
| 2 1/4 - 16 M/C  | 38 | J | TT   |
| 2 1/2 - 16 M/C  | 42 | J | TT   |
| 2 1/2 - 16 M/C  | 42 | M | TT   |
| 2 3/4 - 16 M/C  | 46 | M | TT   |
| 100/80 - 16 M/C | 50 | P | TL   |
| 120/80 - 16 M/C | 60 | P | TL   |
| 2 1/4 - 17 M/C  | 39 | J | TT   |
| 2 3/4 - 17 M/C  | 47 | J | TT   |
| 80/90 - 17 M/C  | 44 | P | TL   |
| 80/100 - 17 M/C | 46 | P | TL   |
| 100/80 - 17 M/C | 52 | P | TL   |
| 100/90 - 17 M/C | 55 | P | TL   |
| 2.50 - 17 M/C   | 43 | P | TT   |
| 2.75 - 17 M/C   | 47 | P | TT   |
| 90/80 - 17 M/C  | 46 | S | TL   |
| 110/80 - 17 M/C | 57 | S | TL   |
| 2.75 - 18 M/C   | 48 | P | TT * |
| 3.00 - 18 M/C   | 52 | P | TT * |

\* Reinforced (verstärkt)



**Modern custom tire, developed for cruisers and heavy-weight tourers.**

- Silicone compound technology guarantees good grip in the wet, but still providing high mileage
- Breaker construction delivers an evenly distributed ground pressure
- High mileage through high-resistant contact patch compound and deep tread
- Improved 2012 compound for even more mileage on the same grip level

**Size**

**Front wheel**

|                 |    |   |    |
|-----------------|----|---|----|
| 130/90 - 16 M/C | 67 | H | TL |
| 3.00 - 18 M/C   | 47 | P | TL |
| 90/90 - 18 M/C  | 51 | P | TL |
| 100/90 - 19 M/C | 57 | H | TL |
| 3.00 - 19 M/C   | 49 | S | TT |
| 110/90 - 19 M/C | 62 | H | TL |
| 80/90 - 21 M/C  | 48 | H | TL |

**Rear wheel**

|                 |    |   |    |
|-----------------|----|---|----|
| 130/90 - 15 M/C | 66 | P | TL |
| 140/90 - 15 M/C | 70 | S | TT |
| 140/90 - 15 M/C | 70 | H | TL |
| 150/90 - 15 M/C | 80 | H | TL |
| 170/80 - 15 M/C | 77 | S | TL |
| 170/80 - 15 M/C | 77 | H | TL |
| 130/90 - 16 M/C | 73 | H | TL |
| 140/90 - 16 M/C | 71 | H | TL |
| 150/80 - 16 M/C | 71 | H | TL |

**Modern custom tire, developed for cruisers and heavy-weight tourers.**

- Silicone compound technology guarantees good grip in the wet, but still providing high mileage
- Breaker construction delivers an evenly distributed ground pressure
- High mileage through high-resistant contact patch compound and deep tread
- Improved 2012 compound for even more mileage on the same grip level
- Whitewall style

**Size**

**Front wheel**

|                 |    |   |    |
|-----------------|----|---|----|
| 130/90 - 16 M/C | 67 | H | TL |
|-----------------|----|---|----|

**Rear wheel**

|                 |    |   |    |
|-----------------|----|---|----|
| 130/90 - 16 M/C | 73 | H | TL |
| 140/90 - 16 M/C | 71 | H | TL |
| 150/80 - 16 M/C | 71 | H | TL |



**Specially developed tire for sport classics.**

- Optimum handling
- Supreme grip on dry and wet roads
- High mileage

**Size**

**Front wheel**

|                 |    |   |    |
|-----------------|----|---|----|
| 110/90 - 16 M/C | 59 | V | TL |
| 120/80 - 16 M/C | 60 | V | TL |
| 90/90 - 18 M/C  | 51 | H | TL |
| 100/90 - 18 M/C | 56 | V | TL |
| 100/90 - 19 M/C | 57 | V | TL |

**Rear wheel**

|                 |    |   |    |
|-----------------|----|---|----|
| 130/90 - 16 M/C | 67 | V | TL |
| 150/80 - 16 M/C | 71 | V | TL |
| 130/90 - 17 M/C | 68 | V | TL |
| 110/90 - 18 M/C | 61 | H | TL |

**Tire line with proven, classic longitudinal tread.**

- Neutral handling
- Good stability thanks to the circumferential grooves
- High mileage

**Size**

**Front wheel**

|               |    |   |    |
|---------------|----|---|----|
| 3.25 - 19 M/C | 54 | H | TL |
|---------------|----|---|----|

**Rear wheel**

|                |    |   |    |
|----------------|----|---|----|
| 3.50 - 16 M/C  | 58 | P | TT |
| 5.00 - 16 M/C  | 69 | H | TT |
| MT 90 16 T M/C | 71 | H | TL |
| 4.00 - 18 M/C  | 64 | H | TL |



**Dual purpose tire designed for the large capacity adventure bikes.**

- 0° steel belt construction on the rear tire delivers superior stability and comfort even at high cruising speeds and high loads
- Reinforced carcass on the front tire utilises a newly designed tread pattern for higher precision handling and optimised wear
- Innovative touring compound offers high grip in all wet and dry conditions combined with excellent mileage for long trips
- Proven Continuous Compound Technology ensures high mileage as well as maximum grip in extreme lean angles
- Original equipment BMW R1200 GS

**Size**

**Front wheel**

|                  |    |   |    |   |
|------------------|----|---|----|---|
| 120/70 ZR 17 M/C | 58 | W | TL | * |
| 100/90 - 19 M/C  | 57 | H | TL |   |
| 110/80 R 19 M/C  | 59 | V | TL | Z |
| 90/90 - 21 M/C   | 54 | H | TL |   |
| 90/90 - 21 M/C   | 54 | S | TT |   |
| 90/90 - 21 M/C   | 54 | V | TL |   |

**Rear wheel**

|                  |    |   |    |   |
|------------------|----|---|----|---|
| 120/90 - 17 M/C  | 64 | S | TL |   |
| 130/80 - 17 M/C  | 65 | S | TT |   |
| 130/80 - 17 M/C  | 65 | H | TL |   |
| 130/80 R 17 M/C  | 65 | H | TL |   |
| 140/80 R 17 M/C  | 69 | H | TL |   |
| 150/70 R 17 M/C  | 69 | V | TL |   |
| 180/55 ZR 17 M/C | 73 | W | TL | * |
| 140/80 - 18 M/C  | 70 | S | TT |   |
| 150/70 R 18 M/C  | 70 | V | TL |   |

\* in preparation

**A special tire for riders who are equally at home on tarmac and off-road.**

- All-round compound for a wide spectrum of weather and street conditions
- Good traction, even off road, thanks to the dirt-oriented tread pattern
- High mileage for touring


**Size**

**Front wheel**

|                 |    |   |    |
|-----------------|----|---|----|
| 100/90 - 19 M/C | 57 | H | TL |
| 2.75 - 21 M/C   | 45 | S | TT |
| 90/90 - 21 M/C  | 54 | S | TT |
| 90/90 - 21 M/C  | 54 | H | TL |

**Rear wheel**

|                 |    |   |    |
|-----------------|----|---|----|
| 120/90 - 17 M/C | 64 | S | TT |
| 130/80 - 17 M/C | 65 | S | TT |
| 130/80 - 17 M/C | 65 | H | TL |
| 140/80 - 17 M/C | 69 | H | TT |
| 4.10 - 18 M/C   | 60 | S | TT |





### Well-tried multi-use tire for both street and dirt.

- Tried and tested for long hauls and competition
- Self-cleaning tread pattern
- High levels of side stability on soft surfaces
- Very good on-road handling and mileage
- Original equipment BMW, KTM and Motor Hispania

#### Size

##### Front wheel

|                 |    |   |    |       |
|-----------------|----|---|----|-------|
| 120/70 B 17 M/C | 58 | Q | TL | M+S * |
| 100/90 - 19 M/C | 57 | S | TT | M+S   |
| 110/80 B 19 M/C | 59 | Q | TL | M+S   |
| 2.50 - 21 M/C   | 48 | S | TT | M+S   |
| 2.75 - 21 M/C   | 52 | S | TT | M+S   |
| 80/90 - 21 M/C  | 48 | Q | TT | M+S   |
| 3.00 - 21 M/C   | 51 | S | TT | M+S   |
| 90/90 - 21 M/C  | 54 | S | TT | M+S   |
| 90/90 - 21 M/C  | 54 | T | TL | M+S   |

##### Rear wheel

|                 |    |   |    |       |
|-----------------|----|---|----|-------|
| 120/90 - 17 M/C | 64 | S | TT | M+S   |
| 130/80 - 17 M/C | 65 | S | TT | M+S   |
| 130/80 - 17 M/C | 65 | T | TL | M+S   |
| 5.10 - 17 M/C   | 67 | S | TT | M+S   |
| 140/80 - 17 M/C | 69 | Q | TL | M+S   |
| 150/70 B 17 M/C | 69 | Q | TL | M+S   |
| 180/55 B 17 M/C | 73 | Q | TL | M+S * |
| 3.25 - 18 M/C   | 59 | S | TT | M+S   |
| 3.50 - 18 M/C   | 62 | S | TT | M+S   |
| 4.00 - 18 M/C   | 64 | R | TT | M+S   |
| 4.10 - 18 M/C   | 66 | P | TT | M+S   |
| 110/80 - 18 M/C | 58 | Q | TT | M+S   |
| 120/90 - 18 M/C | 65 | R | TT | M+S   |
| 140/80 - 18 M/C | 70 | R | TT | M+S   |
| 150/70 B 18 M/C | 70 | Q | TT | M+S   |

\* in preparation

### All-around motocross tire for training and racing on soft to hard terrain. (NHS)

#### Features Front Tire:

- High traction and stability during braking, thanks to the CAD-calculated knob geometry
- Stable in deep lean angles with maximum directional stability and exact steering
- Very good self-cleaning ability
- Modern „Black Chili“ tread compound for longer life and even wear of knobs during braking and cornering
- Very good side stability at high cornering speeds, thanks to high traction from the triangular positioned side knobs

#### Features Rear Tire:

- Extremely high holeshoot traction for fast acceleration out of the gate and out of corners
- Reinforced X-ply construction with good inherent damping for more stability and control in slides and jumps
- Newly developed compound for constant grip, even in longer races, all combined with a long life
- Very good transfer of braking forces through an optimal pattern with broad, transverse knobs

#### Size

##### Front wheel

|                     |    |   |    |   |
|---------------------|----|---|----|---|
| 80/100 - 21 M/C NHS | 51 | M | TT | * |
|---------------------|----|---|----|---|

##### Rear wheel

|                      |    |   |    |   |
|----------------------|----|---|----|---|
| 100/100 - 18 M/C NHS | 59 | M | TT | * |
| 110/100 - 18 M/C NHS | 64 | M | TT | * |
| 100/90 - 19 M/C NHS  | 57 | M | TT | * |
| 110/90 - 19 M/C NHS  | 62 | M | TT | * |

\* Auslauf





**The modern all-round tire for city streets and country roads.**

- Innovative compound technology for high mileage, combined with excellent grip on wet and dry roads
- Excellent stability and very precise handling
- Newly developed carcass, developed to handle even large-capacity scooters
- New-edge tread pattern that will look good even on show scooters
- Large selection of sizes: from 50 cc scooters to 500 cc touring scooters

Size

|                 |    |   |       |
|-----------------|----|---|-------|
| 3.00 - 10 M/C   | 50 | M | TL    |
| 90/90 - 10 M/C  | 50 | M | TL    |
| 3.50 - 10 M/C   | 59 | M | TL    |
| 90/100 - 10 M/C | 53 | J | TL    |
| 100/80 - 10 M/C | 58 | M | TL    |
| 100/90 - 10 M/C | 56 | M | TL    |
| 120/70 - 10 M/C | 54 | L | TL    |
| 110/80 - 10 M/C | 63 | L | TL    |
| 120/90 - 10 M/C | 57 | J | TL    |
| 130/70 - 10 M/C | 59 | M | TL    |
| 130/90 - 10 M/C | 61 | J | TL    |
| 110/70 - 11 M/C | 45 | M | TL    |
| 110/90 - 12 M/C | 64 | P | TL    |
| 110/70 - 12 M/C | 47 | L | TL    |
| 120/70 - 12 M/C | 58 | P | TL WW |
| 130/70 - 12 M/C | 62 | P | TL WW |
| 140/70 - 12 M/C | 65 | P | TL    |
| 110/90 - 13 M/C | 56 | Q | TL    |
| 130/70 - 13 M/C | 63 | Q | TL    |
| 130/60 - 13 M/C | 53 | P | TL    |
| 140/60 - 13 M/C | 63 | S | TL    |
| 120/70 - 14 M/C | 55 | S | TL    |
| 140/60 - 14 M/C | 64 | S | TL    |
| 140/70 - 14 M/C | 68 | S | TL    |
| 150/70 - 14 M/C | 66 | S | TL    |
| 120/70 - 15 M/C | 56 | S | TL    |
| 110/70 - 16 M/C | 52 | S | TL    |
| 140/70 - 16 M/C | 65 | S | TL    |

WW: available in both black wall and white wall

**The scooter tire with sporting performance for everyday use.**

- High-grip sports compound, with even greater feedback
- Quick warm-up phase and maximum grip in the wet
- Optimised carcass construction for precise handling even in the breakaway phase
- Excellent stability whether riding upright or fully leaned over
- Dynamic sporty appearance
- Original equipment Derbi GP1 125 / 250

Size

|                 |    |   |    |
|-----------------|----|---|----|
| 3.50 - 10 M/C   | 59 | M | TL |
| 120/70 - 12 M/C | 58 | P | TL |
| 130/70 - 12 M/C | 62 | P | TL |
| 130/60 - 13 M/C | 53 | P | TL |

**Scooter racing tire, with approval for road use.**

- Sporty racing tread compound with excellent grip, even under extreme conditions
- Special casing design to handle tough racing conditions
- High proportion of slick in the tread pattern design for reduced wear and increased grip

Size

|                 |    |   |    |
|-----------------|----|---|----|
| 3.50 - 10 M/C   | 59 | P | TL |
| 120/70 - 12 M/C | 51 | P | TL |
| 130/70 - 12 M/C | 56 | P | TL |



### ContiScooty

- Light handling thanks to a modern tire profile
- Sporty pattern for good water evacuation
- High mileage and safe riding, also when used in the rain

#### Size

|                 |    |   |    |
|-----------------|----|---|----|
| 3.50 - 10 M/C   | 59 | L | TL |
| 100/80 - 10 M/C | 58 | L | TL |
| 100/90 - 10 M/C | 61 | J | TL |
| 120/70 - 12 M/C | 51 | P | TL |
| 130/70 - 12 M/C | 56 | P | TL |
| 130/60 - 13 M/C | 60 | L | TL |

### ContiTraily

- Tough enduro pattern for on- and offroad use
- Very good grip in all kinds of weather conditions
- Comfortable ride characteristics

#### Size

|               |    |   |    |
|---------------|----|---|----|
| 120/90-10 M/C | 57 | L | TL |
| 130/90-10 M/C | 61 | L | TL |

### ContiClassic

- Classic tread pattern, combined with a modern compound
- Comfortable tire construction
- High mileage for everyday use

#### Size

|               |    |   |    |
|---------------|----|---|----|
| 3.00 - 10 M/C | 50 | J | TT |
| 3.50 - 10 M/C | 59 | L | TT |

### The traditional tire for the first generation of scooters in the 1950s.

- More than 50 years ago, Conti set a milestone in tire tread engineering by using a combination of sipes and blocks in the tread design and became the original equipment choice of all well-known German manufacturers.
- The modernized tread compound makes current-day technology available for classic scooters.
- All sizes are also available in whitewall style.

#### Size

|               |     |   |       |
|---------------|-----|---|-------|
| 3.50 - 8 M/C  | 46  | J | TT    |
| 3.50 - 8 M/C  | 46  | J | TT WW |
| 4.00 - 8 M/C  | 55  | J | TT    |
| 4.00 - 8 M/C  | 55  | J | TT WW |
| 4.00 - 8 M/C  | C66 | J | TL *  |
| 3.00 - 12 M/C | 47  | J | TT    |
| 3.00 - 12 M/C | 47  | J | TT WW |

\* Reinforced

WW: with whitewalls



**The classic tire  
for the retro scooter rider.**

- Open block tread with siping technology delivers good performance even in bad weather conditions.
- Long-lasting due to its modern tread compound and deep tread design.
- Reinforced construction ensures very high load-carrying capacity.

## Size

|               |      |         |
|---------------|------|---------|
| 3.00 - 10 M/C | 50 J | TT      |
| 3.00 - 10 M/C | 50 J | TT WW   |
| 3.50 - 10 M/C | 59 J | TL      |
| 3.50 - 10 M/C | 59 J | TL WW   |
| 4.00 - 10 M/C | 69 J | TT *    |
| 4.00 - 10 M/C | 69 J | TL * WW |

\* Reinforced

WW: with whitewalls

**Renowned moped and light  
motorcycle tire with excellent  
allround-performance.**

- Excellent riding qualities on dry and wet roads and suitable also for winter use
- High mileage
- Robust designed tread pattern

## Size

**for speeds up to 50 km/h (30 mph)**

|                |      |       |
|----------------|------|-------|
| 2 - 16 M/C     | 20 B | TT    |
| 2 1/4 - 16 M/C | 38 B | TT    |
| 2 1/2 - 16 M/C | 42 B | TT    |
| 2 - 17 M/C     | 22 B | TT    |
| 2 1/4 - 17 M/C | 39 B | TT    |
| 2 1/2 - 17 M/C | 43 B | TT    |
| 2 - 19 M/C     | 24 B | TT    |
| 2 - 19 M/C     | 24 B | TT WW |
| 2 1/4 - 19 M/C | 41 B | TT    |
| 2 1/4 - 19 M/C | 41 B | TT WW |
| 2 - 22 M/C     | 26 B | TT    |

**for speeds up to 100 km/h (60 mph)**

|                |      |         |
|----------------|------|---------|
| 2 3/4 - 16 M/C | 46 J | TT *    |
| 2 3/4 - 17 M/C | 47 J | TT *    |
| 2 3/4 - 17 M/C | 47 J | TT * WW |
| 2 1/2 - 19 M/C | 45 J | TT *    |
| 2 1/2 - 19 M/C | 45 J | TT * WW |

\* Reinforced

WW: with whitewalls